


CPO model for tan spot in wheat

FACTSHEET

Brown rust is a fungal disease, causing damage in wheat

Tan spot (*Pyrenophora tritici-repentis*) is known to attack wheat: Fungicide treatments may need to be applied between beginning of elongation (GS 31) and beginning of grain filling (GS 71), to protect leaves from attack of tan spot and yield losses.



Tan spot in wheat.

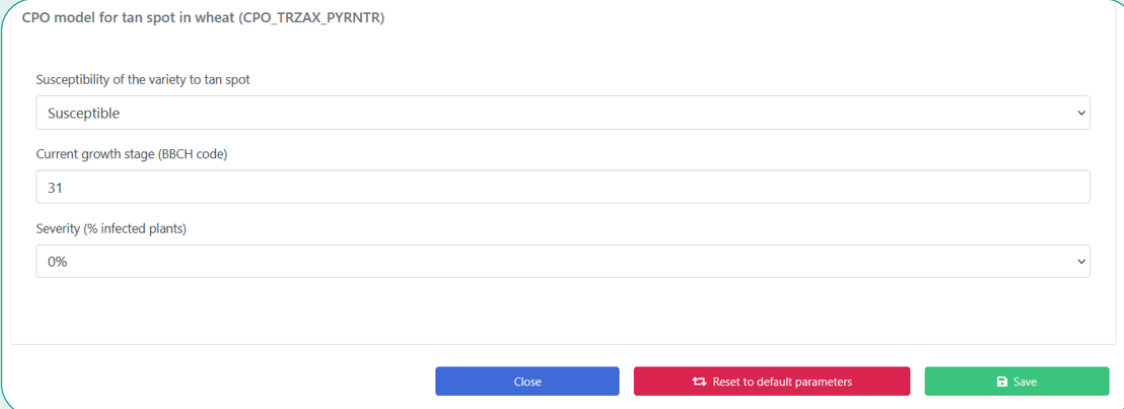


Control with help of DSS on platform.ipmdecisions.net

The CPO tan spot model is recommending treatments in wheat when thresholds are exceeded. The risk of attack is based on visual monitoring using frequency of plants attacked. The disease observation is the percentage of plants showing any infection. For example, if 25 plants out of 100 show even a very small amount of disease and the remaining 75 plants are completely healthy, then the observation is 25%. In susceptible cultivars treatments are recommended at lower incidence levels than in resistant cultivars. If treatments are recommended specific fungicides known to be effective against this tan spot should be chosen. When running the tan spot model the risk for yield losses from other diseases is not considered. If no action is recommended it is advised to revisit the crop after approximately one week to make a new evaluation of the risk.

DSS parameters

To obtain accurate risk predictions it is essential to click on the 'Edit parameters' button and enter information on the cultivar's susceptibility to tan spot. Only two categories are used susceptible and resistant, if a cultivar is categorised as partly resistant, it is recommended to consider it as susceptible. Enter the specific growth stages at the time when the crop monitoring was done. Enter information on the incidence of attacked plants by tan spot based on scouting the crop. Between GS 29-31 whole crop should be assessed. Between GS 32 and 71 assessments should be based only on 3 upper leaves. Clicking on 'Save' will keep the observations entered and update the risk. The model does not automatically adjust risk for the effect of previous fungicide sprays. If a fungicide effective against tan spot has been applied in the last 10 days, the risk can be interpreted as low.



CPO model for tan spot in wheat (CPO_TRZAX_PYRNTR)

Susceptibility of the variety to tan spot
Susceptible

Current growth stage (BBCH code)
31

Severity (% infected plants)
0%

Close Reset to default parameters Save

Figure 1. Parameters DSS to be customized.

DSS output

The DSS shows information about the risk of infection of wheat.

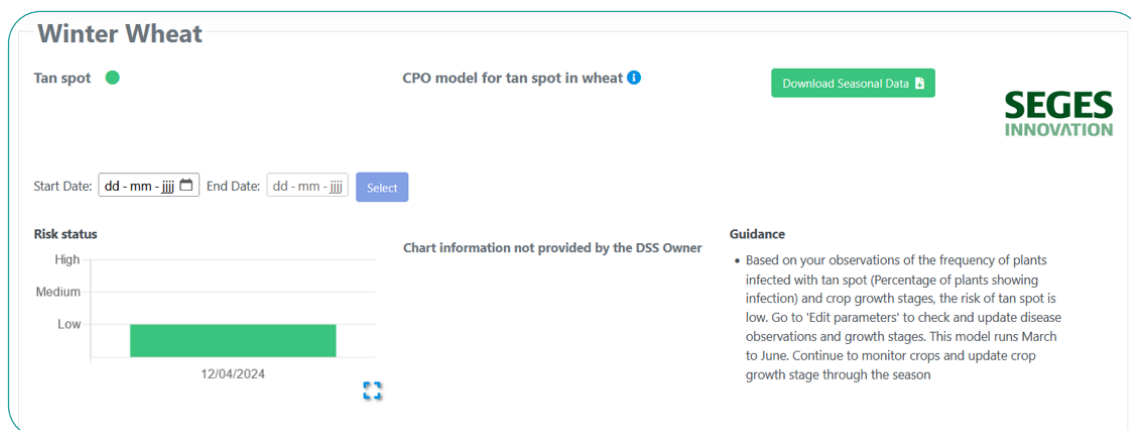


Figure 2. Risk information from DSS CPO model for tan spot in winter wheat

The 'Risk status' chart indicates the daily risk for the infection of the wheat crop.

Where can DSS be used

The DSS is created by Aarhus University and SEGES and released in Denmark in 2000. The whole CPO model has been tested in the Nordic and Baltic countries previously, but this might not have included testing of the specific tan spot part. This model may be of use in other countries in Northern Europe, it is important to first test in practice before using the DSS for decision support.

NEED MORE INFORMATION?

platform.ipmdecisions.net

Follow us at



@IPMDECISIONS



IPM DECISIONS



IPM DECISIONS



Horizon 2020

No. 817617

www.ipmdecisions.nl